



EQUIPMENT CATALOGUE | ARRANGE

MAKING SPACES WORK

ARRANGE SPACES | MAKING FOOD LOOK GREAT!

Welcome to our Equipment Catalogue, where we offer a wide range of products to suit every budget and style.

Whether you're just starting out or upgrading your café, we don't just supply top-quality equipment – we also design, manufacture, and install custom counters tailored to your unique needs.

Whatever your vision or budget, we're here to help you create the perfect café experience.



CATERING EQUIPMENT DESIGNED TO MATCH EVERY BUDGET AND STYLE



CATERING EQUIPMENT DESIGNED TO MATCH EVERY BUDGET AND STYLE

MULTIDECKS

Our range of rear-vented units are designed to combine functionality and style, featuring a standard stainless steel finish, with the option to customise the units in any colour of your choice, available in either matte or gloss.

For energy efficiency, sliding doors are included in self-serve units, while hinged glass front access is available for easy cleaning in assisted-serve models. These units also feature condensation-free technology and are freestanding, allowing for easy future equipment interchange. To enhance product visibility, LED lighting is installed in the hood and undershelf, and ticket strips are provided on all shelves for clear product labelling.

FREE STANDING | SELF SERVE, CHILLED & HOT



ROLL IN | ASSISTED & SELF SERVE. CHILLED & HOT



ASSISTED SERVE | AMBIENT & CHILLED | MATT BLACK FINISH



ASSISTED SERVE | CHILLED & HOT

MULTIDECKS

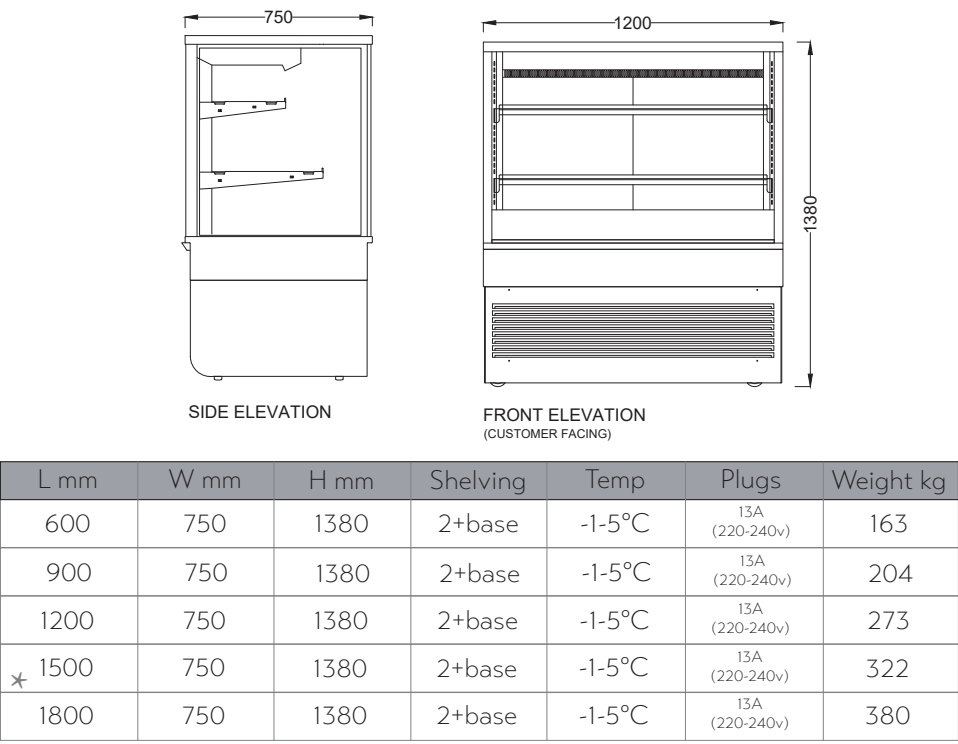
CHILLED | ASSISTED & SELF SERVE



FEATURES

- Sliding doors to self serve units for energy saving.
- Condensation free.
- All units rear vented.
- All units free standing.
- LED shelving lighting.
- Hinged rear doors.

Can also be provided with lockable sliding glass doors to front for self serve or night blind option.
NOTE: Sliding doors not available in 1800w model.



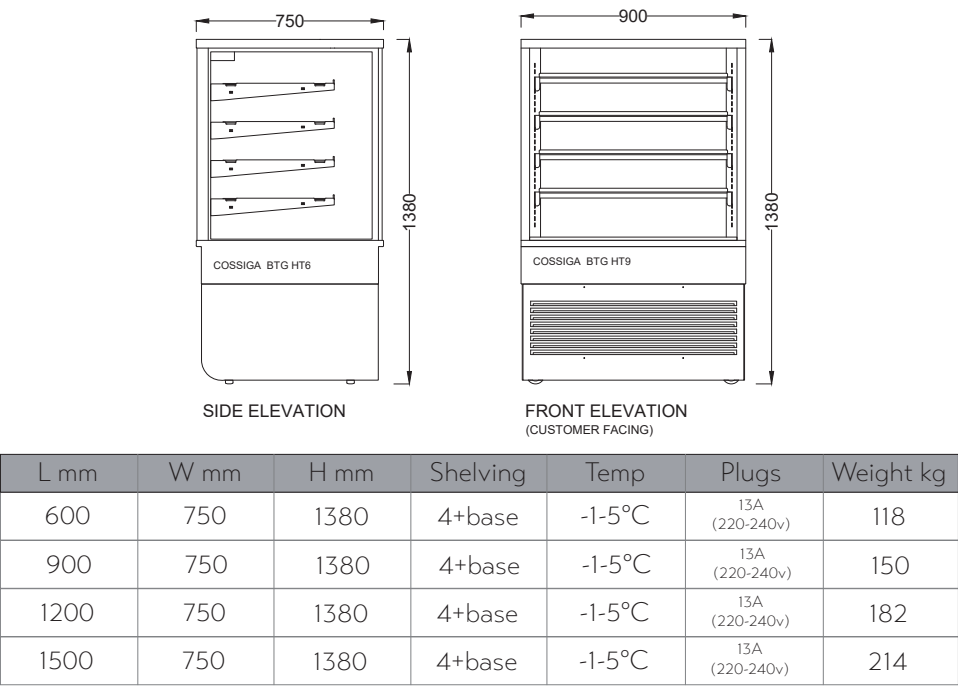
HEATED | ASSISTED & SELF SERVE



FEATURES

- Sliding doors to self serve units for energy saving.
- Condensation free.
- All units rear vented.
- All units free standing.
- LED shelving lighting.
- Hinged rear doors.

Can also be provided with lockable sliding glass doors to front for self serve or night blind option.



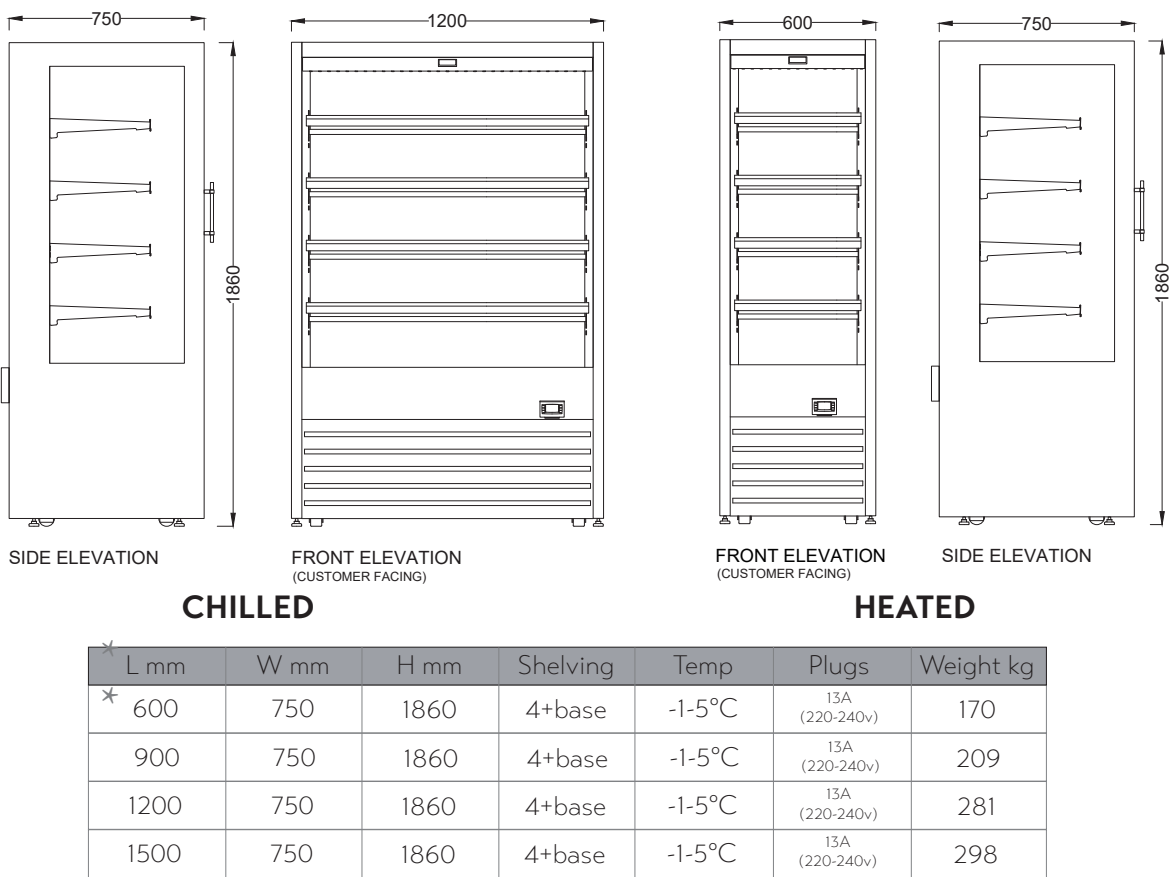
CHILLED & HEATED | LARGE FREE STANDING



FEATURES

- Hinge or sliding doors also available for chilled units (energy saving)
- LED shelving lighting.
- Heated units with hinged glass door option.
- Condensation free.

NOTE: Heated units only available in 600 & 900mm wide options.
Sliding glass doors or hinged acrylic doors options available for chilled units.
Hinged glass door option for heated units.



* Size restrictions - Please refer to notes for details.



ASSISTED SERVE | CHILLED & HOT

RETAIL DISPLAYS

Our range of clear UV bonded glass displays is designed to showcase products beautifully, encourage impulse purchases, and enhance the customer journey. These displays can be customised in size and design to meet your specific requirements. With our flexible solutions, you can create a sleek, sophisticated experience that drives customer engagement and maximises sales.

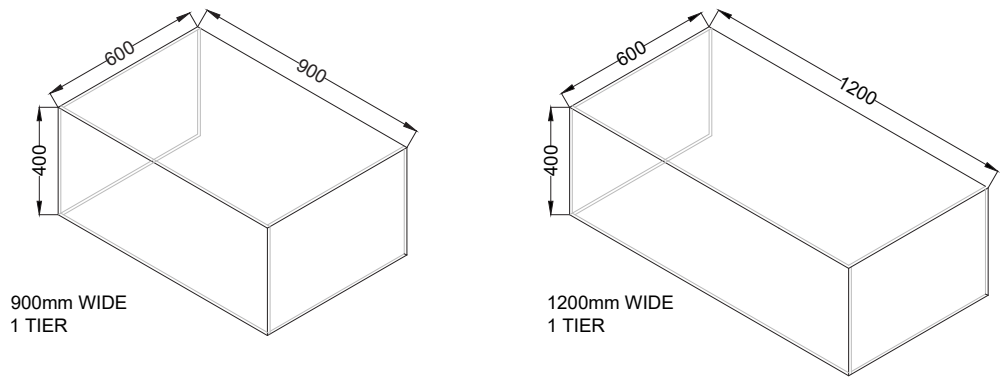
MADE TO ORDER U/V BONDED GLASS



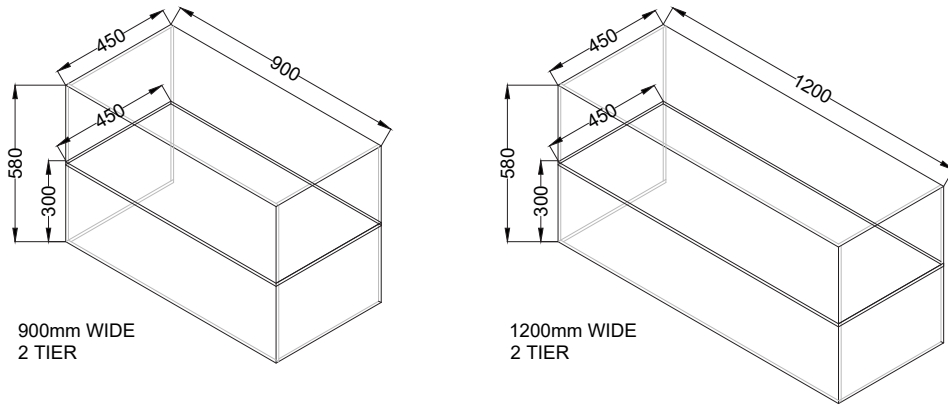
FEATURES

- Standard sizes shown.
- Can be manufactured to suit any size*
- Toughened glass.
- Easy cleaning.
- No metal clips and fixings.
- Open to rear.

Example | One Tier



Example | Two Tier



* Example glass display size illustration.

PRE-MADE GLASS DISPLAYS

FEATURES

- Cost-effective solution
- Short lead time.
- Toughened glass.
- Open to rear & rear door options*
- Only available in 3 tier.



L mm	W mm	H mm
607	350	490



L mm	W mm	H mm
907	350	490



RETAIL DISPLAYS

Designed for clear visibility at every stage, our displays can be customised in size and design to suit your specific requirements. We also offer branding options, allowing you to personalise each display and strengthen your brand identity. Whether standard or bespoke, you can create engaging experience that boosts customer interaction and maximises sales.

COUNTER TOP | RETAIL DISPLAYS

FEATURES

- Available in rustic timber, weaved basket and metal trays.
- Can be available in any size and colour to suit your requirments.
- With black magneticticket strips available*
- Increased opertunity for impulse purchases.



1



2



3

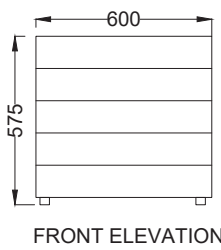


4

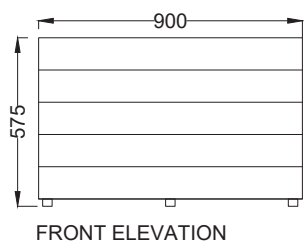
TIMBER FLOOR STANDING RETAIL DISPLAYS

FEATURES

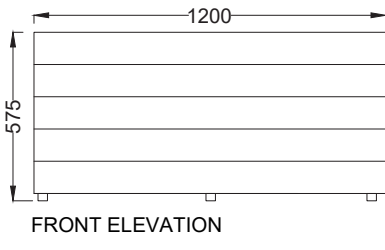
- Standard finishes, Rustic timber finish, natural finish or painted finish to any colour.
- With optional client signage application.
- Ideal impulse product display infront of chilled displays or location of your choosing.
- With optional client signage application.



FRONT ELEVATION



FRONT ELEVATION



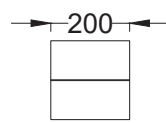
FRONT ELEVATION



TIMBER COUNTER FRONT RETAIL DISPLAYS

FEATURES


- Standard finishes, Rustic timber finish, natural finish or painted finish to any colour.
- An optimal supplementary retail display at the point of sale.
- Available in 2 standard sizes (450mm W & 600mm W)
- With optional client signage application.



SIDE ELEVATION



FRONT ELEVATION



FRONT ELEVATION



UNDER COUNTER EQUIPMENT

Introducing our versatile range of rear counter equipment, designed to enhance efficiency and organisation whether a in cafe or restaurant setup. Perfect for saving space without compromising on quality, these durable and reliable units are ideal for fast-paced environments, offering seamless functionality and convenience to support your daily operations.

UNDER COUNTER FRIDGES

FEATURES

- Fully automatic
- Fan assisted cooling
- Adjustable shelves
- Adjustable feet with rollers to rear
- Digital controller and temperature display
- Replaceable door gasket



W mm	D mm	H mm
600	615	855



W mm	D mm	H mm
598	598	819



W mm	D mm	H mm
595	645	833

- * Compact size option
- * Left hinge door option

UNDER COUNTER BOTTLE COOLERS

FEATURES

- Digital temperature control
- Fan assisted cooling
- Energy efficient LED lighting
- 4 x shelves
- Lockable doors
- Self closing sliding doors - Option
- External light switch



W mm	D mm	H mm
605	515	900



W mm	D mm	H mm
900	520	900

- * Sliding door option



W mm	D mm	H mm
900	520	900

- * Hinged door option

UNDER COUNTER DISH WASHERS

FEATURES

- Drain pump, rinse booster pump, detergent and rinse aid pumps all fitted as standard - no need to worry about drain height or rinse pressure
- Three wash programmes - light (2 min), standard (3 min) and intensive (5 min)
- Water softner included within both units.



W mm	D mm	H mm
600	600	820

- * 13A single phase,30A single phase or 13A three phase options



W mm	D mm	H mm
600	600	820

UNDER COUNTER GLASS WASHERS

FEATURES

- Includes built in water softners
- Intergrated self-cleaning cycle
- Rinse booster pump improves washing performance



W mm	D mm	H mm
435	534	700

- * 390 x 390 basket size



W mm	D mm	H mm
576	604	820

- * 500 x 500 basket size

REAR COUNTER EQUIPMENT

Introducing our versatile range of countertop equipment, designed to optimise efficiency in cafés or restaurants. Perfect for saving space while maintaining top-quality performance, these durable and reliable units are ideal for fast-paced environments. Our equipment ensures seamless functionality and convenience to support your daily operations

BLENDERS

FEATURES

- Easy cleaning with dish washer parts
- silent system cover to reduce noise levels
- Stainless steel spin blades never require sharpening
- Multi programme settings for various offers.



W mm	D mm	H mm
195	220	486



W mm	D mm	H mm
232	216	438



W mm	D mm	H mm
253	236	548

COUNTER TOP SPEED OVENS

FEATURES

- Ease to use icon touch screen display
- High speed capacity for speedy service
- Cook, toast, grill and reheat functions



W mm	D mm	H mm
356	594	619

* Higher speed option (20 x faster than conventional oven)



W mm	D mm	H mm
406	537	587

* Higher speed option (10 x faster than conventional oven)

WATER BOILERS

FEATURES

- Fully automatic
- Push-button / pull lever options
- On demand temperature selection
- precise volume dispensing
- Next generation energy efficiency



W mm	D mm	H mm
210	440	420

* Push button operation



W mm	D mm	H mm
250	525	600



W mm	D mm	H mm
344	454	561



COUNTER TOP SPEED OVEN | MERRY CHEF



WE LOOK FORWARD TO COLLABORATING WITH YOU
TO BRING YOUR CATERING VISION TO LIFE!



Contact Us:

CONTACT US TODAY TO DISCUSS YOUR NEXT PROJECT.

01452 770 925
Sales@arrangespaces.co.uk
www.arrangespaces.co.uk

Arrange Spaces Ltd.
Units 1&2
Ansteads Farm
Stroud
Gloucestershire
GL6 7NG

ARRANGE
MAKING SPACES WORK